




SolarEdge Modbus Meter

SE-WNC-3Y400-MB-K1



ACCESSORIES

Modbus Meter for SolarEdge Installations

- High accuracy meter readings for production/consumption monitoring
- Import/Export meter readings for export limitation functionality
- Small and easy to install - fits in standard electrical panel
- Supports residential, commercial and utility-size installations



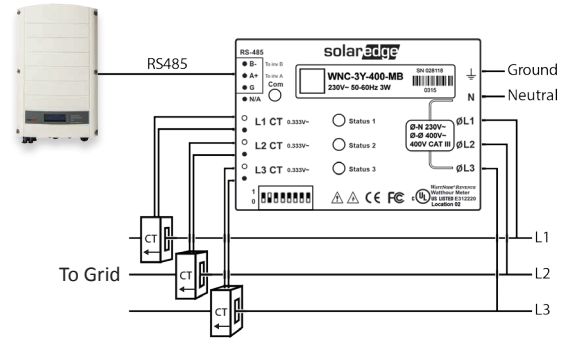
SolarEdge Modbus Meter

SE-WNC-3Y400-MB-K1

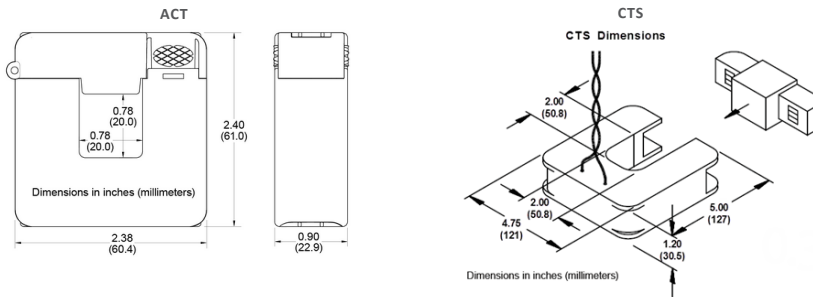
When ordering a meter, order transformers as well:

CURRENT TRANSFORMER MODELS(*)	RATED RMS CURRENT	DIMENSIONS (INTERNAL/ EXTERNAL)
SE-ACT-0750-50	50 A	20 x 20 mm / 61 x 60.4 mm
SE-ACT-0750-100	100 A	
SE-ACT-0750-250	250 A	
SE-CTS-2000-1000	1000 A	50.8 x 50.8 mm / 121 x 127 mm

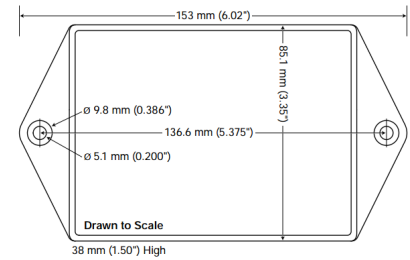
* One current transformer per phase; for other ratings contact SolarEdge



Current Transformer Dimensions



Meter Dimensions



	SE-WNC-3Y400-MB-K1	UNITS
ELECTRICAL SERVICE		
Operating Voltage Range - Line to Neutral / Line to Line	184-264.5 / 320-460	Vac
AC Frequency	50/60	Hz
Grids Supported - Single Phase ; Three Phase*	L / N / PE ; L1 / L2 / L3 / N / PE	
Power Consumption (typ.)	1.8	W
COMMUNICATION		
Supported Communication Interfaces	RS485	
Response time	≤1**	sec
Default Device ID (Modbus)	2	
ACCURACY (@25°C, PF:0.7-1)***		
1% - 100% of Rated CT Current	±1.5	%
STANDARD COMPLIANCE		
Safety	IEC 61010-1	
Immunity	EN 61326, EN 61000-4-2, EN 61000-4-3, EN 61000-4-4, EN 61000-4-5, EN 61000-4-6, EN 61000-4-11	
Emissions	EN 55022 Class B	
INSTALLATION SPECIFICATIONS		
Dimensions (HxWxD)	85 x 153 x 38	mm
Weight	310	gm
Enclosure type	High impact, ABS and/or ABS/PC plastic UL 94V-0, IEC FV-0	
Operating Temperature Range	-30 to 55	°C
Relative Humidity (noncondensing)	5 - 90	%
Protection Rating	Indoor (Outdoor when installed in an outdoor enclosure)	
Mounting Type	DIN Rail / Wall mount	

* PE (Protective Earth) connection is not required for meter operation

** When meter is connected at grid connection point, and when RS485 is used for multiple inverters

*** Using ACT-0750 CT models

RoHS **CE**

© SolarEdge Technologies, Inc. All rights reserved. SOLAREEDGE, the SolarEdge logo, OPTIMIZED BY SOLAREEDGE are trademarks or registered trademarks of SolarEdge Technologies, Inc. All other trademarks mentioned herein are trademarks of their respective owners. Date: 09/2016. V.01. Subject to change without notice.